

CHURCH ROAD S. B.

800 YDS.
CR9


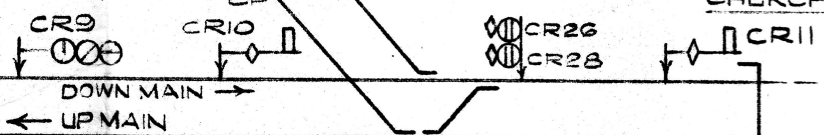
BATH ROW TUNNEL

TO BIRMINGHAM
CENTRAL GOODS

DOWN GOODS →

← UP GOODS

CHURCH ROAD TUNNEL



805 YDS.

800 YDS.

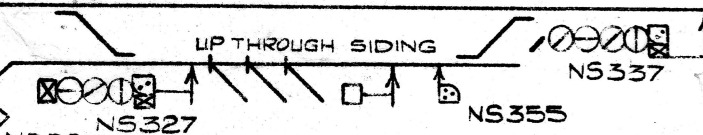
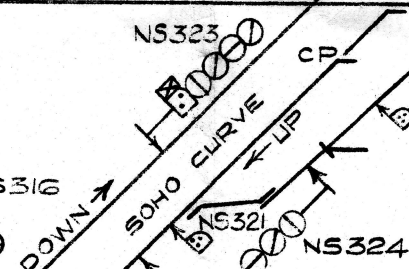
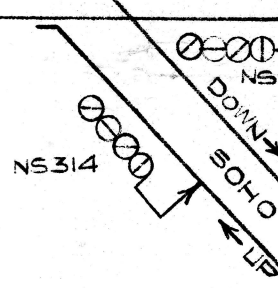
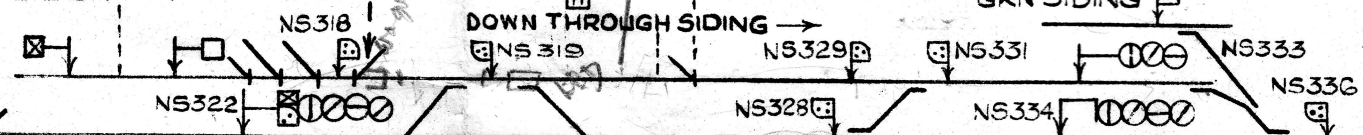
CLAMPED OUT OF USE
FOR

D.E.D. ARRIVAL LINE

CLAMPED OUT OF USE
DED G.F.

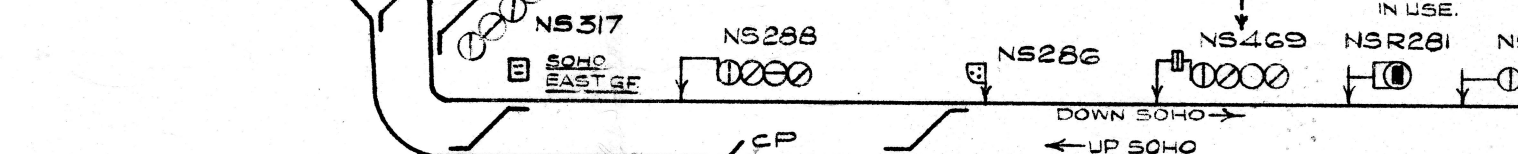
GKN SIDING

DOWN THROUGH SIDING →

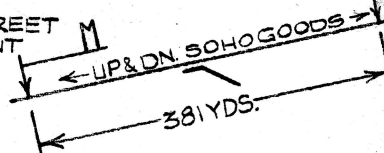


TEMPORARILY ACTING AS HANDSWORTH JCN. DOWN SOHO HOME INDICATOR NOT IN USE.

GREEN ASPECT NOT IN USE

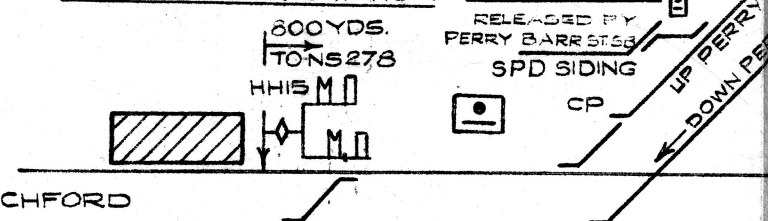


BIRMINGHAM NEW STREET
SOHO GOODS DISTANT



TEMPORARILY ACTING AS HANDSWORTH JCN. UP PERRY BARR HOME INDICATOR NOT IN USE.

PERRY BARR STATION SPD. SIDING G.F.



TO STECHFORD

PERRY BARR STATION S.B.